



DESIGNED FOR  
YOUR EVERY MOMENT



**GEELY EX5 EM-i**  
THE BORN SUPER HYBRID SUV

# POWER FOR MILES



NEDC  
Comprehensive Range

**1000+km**

Ultra Low Fuel Consumption  
(4.3L/100km NEDC)

**4.3L**

0-100 km/h

**8.0s**

in acceleration\*

E-Drive Power

**160kw**

DC fast Charging in

**20 min**

30%-80%



## Electric Made Effortless

The Geely EX5 EM-i is more than a vehicle; it's your gateway to smart, sustainable mobility. With sleek design, intuitive technology, and Smart hybrid performance, it's built to move you forward with ease, style, and purpose.



## Designed to Make a Statement

With its confident stance and flowing proportions, the Geely EX5 EM-i embodies the future of electric design. Every line speaks of motion, every angle reflects purpose, a bold presence crafted to stand out on any road.

# EVERY MILE, IMMERSIVE

## Panoramic Sunroof

Panoramic sunshaded sunroof with 11-stage of opening and closing for higher flexibility



## Alloy Wheels

Premium designs that complement the bold, dynamic exterior with 19" Goodyear tyres (MAX only)



## LED Headlights

Striking illumination with modern styling.



## Stylish Tail Lights

Distinctive signature that commands attention.

# EVERY MILE, IMMERSIVE

## Class Leading Multi Layers Marshmallow like Comfort Seat

Exceptional comfort and support designed to reduce fatigue on longer journeys.



### Front Row First-Class

Class leading comfort design with unique Zero-pressure sponge

### Ventilated Front Seats

Experience rapid cooling comfort with intelligent three-speed ventilation

### Spacious Rear Legroom

Comfort for all, with an exceptional 1,005 mm of rear legroom.

### Driver Seat Memory

Save your perfect position and recall it with one touch.

# EVERY MILE, INTUITIVE

## Hi Geely:

With the “Hi, Geely” intelligent voice assistant, the Geely EX5 EM-i responds to offline Voice Control that supports selected in-vehicle functions without requiring an internet connection, including window operation, sunroof control, bluetooth music playback, and other features that function independently of network connectivity.



## 15W Wireless Charging

Driver's seat equipped with wireless charging.



## 16-Speaker Flyme Sound

1,000W amplifier with roof-mounted sky audio and dedicated subwoofer.



## Intelligent Headrest Speakers

Private listening without disturbing passengers.

# EVERY MILE, INTUITIVE

## FLYME AUTO

Flyme Auto seamlessly integrates smart connectivity and immersive entertainment, transforming every drive into a cutting-edge experience, allowing easy connectivity with both Android and iOS devices.



## V2L AND V2V

The V2L and V2V functions deliver up to 3.3kW of output power, enabling you to charge external devices or even other vehicles, offering exceptional flexibility wherever you go.



## THREE SCREEN INTEGRATION

The Geely EX5 EM-i features a 10.2-inch full LCD instrument panel, a 15.4-inch central control screen, and a 13.8-inch HUD, providing intuitive and synchronized control for a more connected and immersive driving experience.



# MORE ROOM FOR YOUR NEXT ADVENTURE

The Geely EX5 EM-i welcomes you with spacious seating, refined finishes, and a clean, modern layout. Ergonomic seats offer lasting comfort, while smart storage keeps everything in place. Add to that ambient lighting, and every detail feels made just for you.

Up to  
**2,065L**  
of load space

**528L**  
extra-large  
convertible trunk

**30+**  
accessible storage  
compartments



## 30+ SMART STORAGE SOLUTIONS

Cleverly designed compartments throughout the cabin give you over 30 ways to keep essentials organized and within easy reach



# EVERY MILE, INSURED



## 540° PANORAMIC VIEW CAMERA

Advanced safety sensors and cameras monitor your surroundings in real time, delivering protection from every direction.




## ENGINEERED FOR IMPACT

Built around an ultra-high-strength steel cage with intelligent crumple zones and 6 standard airbags, our safety is engineered into the core of the vehicle.



## SAFETY STRUCTURE

Geely's innovative GEA platform provides 140mm+ of safety distance between the battery and fuel tank, and the Shield Battery System protection keeps the hybrid battery system isolated, eliminating potential issues.



## TESTED BEYOND LIMITS

Pur through 100+ full-scenario extreme working condition tests, 80 more than the national standard, including simulated collision, mechanical shock, immersion, damp heat cycle, salt spray, and thermal propagation.



## BATTERY COMPARTMENT STRUCTURE


The innovative structure maximizes battery protection, keeping the batter cells safe from compression during impacrs, ensuring consistent stability in all conditions



## GEA - GLOBAL INTELLIGENT ELECTRIC ARCHITECTURE

GEA is the intelligent architecture behind the GEELY EX5 EM-i, optimizing space, energy efficiency, safety, and performance for a smarter and more dynamic drive.

# ADVANCED DRIVING ASSISTANCE SYSTEM



It's got your back for miles, with an array of intelligent Advanced Driving Assistance System (ADAS) , designed to make every journey safer and more effortless.

## AEB

Automatic  
Emergency Braking

## LKA

Lane Keeping  
Assist

## CMSR

Collison Mitigation  
Support: Rear

## RCTB

Rear Cross-Traffic  
Braking

## ACC

Adaptive Cruise  
Control

## DOW

Door Open  
Warning

## ICC

Intelligent Cruise  
Control

## LCA

Lane Change  
Assist

## BSD

Blind Spot  
Detection

## ELKA

Emergency Lane  
Keeping Assist

## IHBC

Intelligent High-  
Beam Control

## TSI

Traffic Sign  
Information

## CMSF

Collison Mitigation  
Support: Front

## RCTA

Rear Cross-Traffic  
Alert




# GEELY SHORT-BLADE BATTERY

Resilient  
to Punctures

Ultra-Long  
Battery Life

Flash  
Charging



# INTERIOR COLORS

FEATURE	Pro	Max
Standard — Sapphire Blue	●	●
Optional — Amber Brown	—	○

● Standard — Not Available ○ Optional

## Amber Brown



## Sapphire Blue



# VEHICLE'S DIMENSIONS



WIDTH 1905MM

HEIGHT 1685MM

WHEELBASE 2755MM

LENGTH 4740MM

# EXTERIOR COLORS

**JUNGLE  
GREEN**



**POLAR  
BLACK**



**VOLCANIC  
GREY**



**CLOUDVEIL  
SILVER**



**ALPINE  
WHITE**



**GLACIER  
BLUE**



# SPECIFICATIONS OF GEELY EX5 EM-i

MODELS		Pro	Max
Exterior Length - Width - Height	mm	4740 -1905 -1685	
Wheelbase	mm	2755	
Engine Type		1.5L 4 Cylinder NA	
Battery Type		Lithium Iron Phosphate	
Max Electric Motor Power/Torque	kW/Nm	160/262	
Transmission		1DHT Automatic	
Drive Modes		Pure/Hybrid/Power	
Steering		Electric Power Steering	
Suspension		F-MacPherson/R-Multi-link	
Parking & Brake		Electronic Parking Brake (EPB) & Automatic Emergency Brake (AEB)	
Tyre		18" Alloy Wheels   19" Alloy Wheels	
Airbag		Front,Side,Curtain	
0-100km/h Acceleration	s	8.0	
NEDC Pure Electrical Range	km	105	
NEDC Fuel Consumption-Combined	L/100km	4.3	
Seat Cover		Perforated PVC Seats Surface	

EXTERIOR		Pro	Max
Power Adjustable Exterior Mirrors		•	•
Power Folding Exterior Mirrors		•	•
Panaramic Power Sunroof with Power Sunshade		—	•
Power Tailgate		—	•

INTERIOR		Pro	Max
6-Way Power Adjustable Driver Seat		—	•
Ventilated Front Seats		—	•
Driver Seat With Memory Function		—	•
Front & Rear LED Reading Lights & Trunk Lights		•	•
256-Color Ambient Lights		—	•
Auto-Dimming Interior Rearview Mirror		—	•
Automatic Air Conditioning		•	•
Rear A/C Vent		•	•

INTELLIGENT CABIN		Pro	Max
W-HUD (Windshield Head-Up Display)		—	•
15.4" HD Central Screen & 10.2" LCD Dash Display		•	•
Dual-zone Front Audio Control		•	•

INTELLIGENT CABIN		Pro	Max
Apple Carplay & Android Auto Bluetooth Connectivity		•	•
FM Radio		•	•
USB Ports (Type-Ax2 & Type-Cx2)		•	•
Vehicle-to-Load (V2L) & Vehicle-to-Vehicle (V2V) Power Supply		•	•
16-Speakers FLYME SOUND Audio System (Including 2 Headrest Speakers)		—	•
6-Speaker Audio System		•	—
Wireless Charging		—	•

Safety		Pro	Max
Antilock Brake System (ABS)		•	•
Electronic Brakeforce Distribution (EBD)		•	•
Geely Traction Control System (G-TCS)		•	•
Hill Descent Control (HDC)		•	•
Hill-Start Assist Control (HAC)		•	•
Anti Rolling Program (ARP)		•	•
Multi-Collision Braking System (PIB)		•	•
Electronic Stability Control System (ESC)		•	•
360° Transparent Chassis View		—	•
Rear Camera View		•	—

ADVANCED DRIVING ASSISTANCE SYSTEM		Pro	Max
Electronic Parking Brake (EPB)		•	•
Automatic Emergency Brake (AEB)		•	•
Auto Hold (AVH)		•	•
Adaptive Cruise Control (ACC)		•	•
Intelligent Cruise Control (ICC)		•	•
Lane Keeping Assistant (LKA)		•	•
Emergency Lane Keeping Assistant (ELKA)		•	•
Collision Mitigation Support Front (CMSF)		•	•
Traffic Signs Information (TSI)		•	•
Intelligent High Beam Control (IHBC)		—	•
Collision Mitigation Support Rear (CMSR)		—	•
Rear Cross Traffic Alert (RCTA)		—	•
Rear Cross Traffic Brake (RCTB)		—	•
Doors Open Warning (DOW)		—	•
Lanes Changing Assistant (LCA)		—	•
Blind Spots Detection (BSD)		—	•


# GEELY EX5 EM-i


THE BORN SUPER HYBRID SUV



## SEE THE WORLD IN FULL



 KM28 Ismailia Desert Road

 [info@aboughalymotors.com](mailto:info@aboughalymotors.com)

 **19570**